


SE RANGE



Scan and
find out more at
manitou.com

 **MANITOU**
HANDLING YOUR WORLD

Ensuring the safety of operators and their environment

Manitou is committed to designing machines that provide optimum safety for users.

- **Guaranteed stability**

The anti-rollover bars considerably reduce the risk of the machine tipping over when moving. In the transport position, the stabiliser bars are automatically positioned under the chassis to increase ground clearance.

- **Ergonomic basket access**

The non-slip step and wide handles provide the three points of support you need to get on and off safely.

- **Spacious, ergonomic workspace**

The entire surface of the floor is fitted with anti-slip strips. By simply pressing a foot pedal, the operator can easily deploy the extension while maintaining an ergonomic position.

- **Assisting the operator quickly**

If the machine runs out of power, a pull cord can be used to lower the mewp.

- **Custom settings**

Depending on how the machine is used, the audible and visual alarms can be set without the need for any external tools.



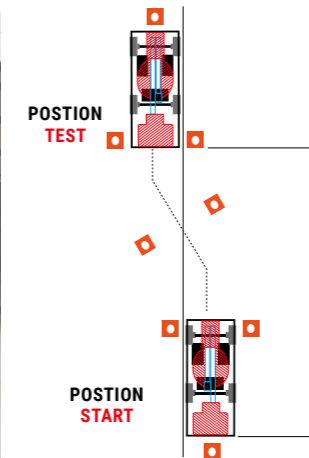
All the info on the QR code on my machine
What could be simpler than scanning a QR code to find the standard documentation for my machine in my preferred language?

Significant reduction in maintenance costs

Choosing an electric aerial work platform means reducing the indirect costs associated with your investment. A high-performance, reliable machine with optimised costs.

Did you know?

Highly energy-efficient on-board technology, combined with optimised machine weight, means you can get through a full day's work. The SE 0808, fitted with a 185 Ah semi-traction battery, delivers up to 146 Peter Hird cycles.



- **Maintenance-free technology**

The two asynchronous motors, with their improved energy efficiency and lighter weight, give the machine greater autonomy. They are protected by a steel casing that prevents impact with materials used on construction sites, such as plastic, wood, etc.

- **Quick response**


The simple architecture of the integrated diagnostics means is easy to master: tool-free maintenance makes technicians' lives easier and saves them time.

- **Saves time**

The design reduces and minimises intervention times: pivoting battery trays protected by plastic covers, clearly visible oil level. These devices reduce machine downtime. They make maintenance and daily inspections easier.

- **Greater robustness**

The axles are nitrided: high resistance to wear, friction, abrasion and seizure. Lubrication is unnecessary.



Connected solution (optional)

Your platform has something extra: thanks to connectivity, you can track its position in real time and optimise the operational monitoring of your equipment.

- **View in real time**

Manage your fleet remotely and benefit from a wealth of information about your machines, accessible on your PC, tablet or smartphone.

- **Anticipate maintenance**

Save time: share your alerts directly with the technician to anticipate parts and reduce response times.

- **Analyse performance**

View the performance of your machines in a graphical format that's easy to follow and interpret.

Protect your equipment and control access

As an option, you can manage driving authorisations and control operator access to your machines to guarantee theirsafety and that of the workplace.

Driving an SE has never been so easy

- **Proportionality of movements**

Thanks to the joystick and its technology, the operator can position the machine in the work area with great precision. Peace of mind and comfort.

- **Ease of use**

Thanks to the excellent steering of the guide wheels, the inside turning radius is zero. The operator manoeuvres easily, even in confined spaces.

- **Operator peace of mind**

The removable basket control unit can be positioned around the entire perimeter of the top rail of the basket, to suit right or left-handed operators. It also allows the machine to be driven from outside the basket.

- **An intuitive man/machine interface**

The low-level instrument panel is intuitive, intelligent and perfectly aligned for improved visibility, with controls identified by pictograms and colour codes, making diagnostics quick and easy.



3 models

8 - 10 - 12 metres

Max. basket capacity

350 kg - (2 operators)

2 maintenance-free AC

Integrated diagnostics

Full-height swing gate



Basket control unit

It is removable, and the operator can position it around the entire perimeter of the basket's top rail. It can also be used on the ground to pass through a door less than 2 metres high.



Lower control station

It has a perfectly oriented screen for easy operator readability and integrated diagnostics to save time.



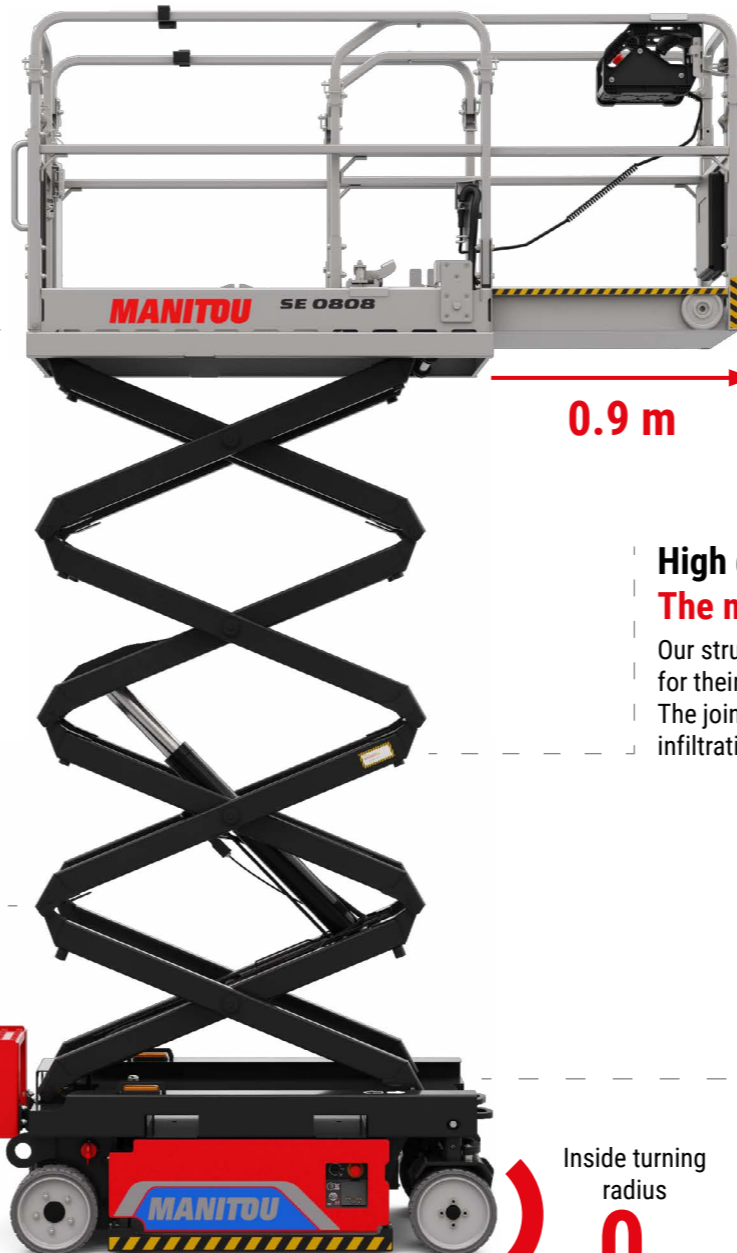
100% electric



Zero emissions



Low noise level



Safety

Thanks to the full-height swing gate, operator access to the machine is natural and perfectly safe. In the working position, the mechanical anti-rollover bars ensure perfect stability whatever the ground conditions.

Reduced maintenance

The scissor arm connection points are maintenance-free. The swivel bins have been specifically designed to prevent water infiltration due to bad weather. In addition, the components are protected by high quality plastic covers.



Folded dimensions from (LxWxH)¹ :

1.88 x 0.81 x 1.99 m

Slings without a spreader bar to facilitate lifting the machine in accordance with ERA recommendations

Reduced components

AC/DC motors are controlled by a single drive for greater simplicity.



Saving time for the rental market

Side sleeves offer a safe alternative for lorry loading and unloading. They also allow the machine to be moved over long distances using a forklift truck.

Comfort

Easy-to-fold-down guardrails mean you can quickly change configuration for greater versatility. The extension of the platform is guided smoothly by rollers. It increases the working surface.

High durability

The market benchmark

Our structures have always been recognized for their rugged design and long-term durability. The joints are closed at the ends to prevent water infiltration and, consequently, corrosion.

Performance


The electric transmission increases the precision of the movements and, therefore, the agility of the machine. The powerful pump motor ensures competitive lifting and lowering speeds.

Why choose an SE ?

The SE range is ideal for use in confined spaces. Don't hesitate to use it indoors and outdoors on stable ground, for industrial maintenance and also for finishing work (electricity, plumbing, etc.).

A compact machine

It adapts easily to small, hard-to-reach spaces (here SE 0808 passing through a door less than two metres high).





Basket flexibility

Basket extension

Platform extension of up to 90 centimetres is **standard** on scissor lifts. It provides more offset and extends the working area. The operator deploys it easily using a foot pedal, while maintaining an ergonomic position. The platform can be locked in 3 positions.



Lowering the rails (folded position)¹

This action is quick, simple and easy to implement. It allows you to pass through doors less than 2 metres high. Folding rails are standard. The pins remain attached to the basket.

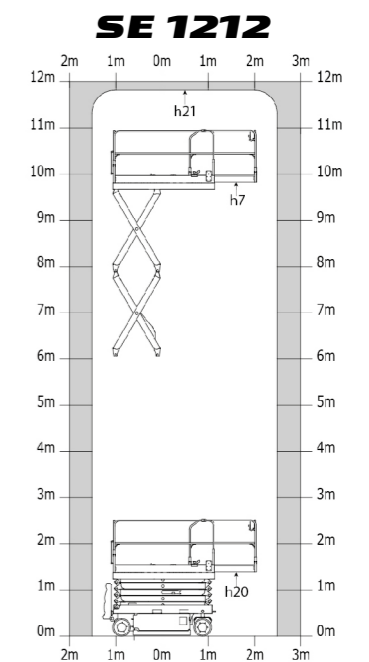
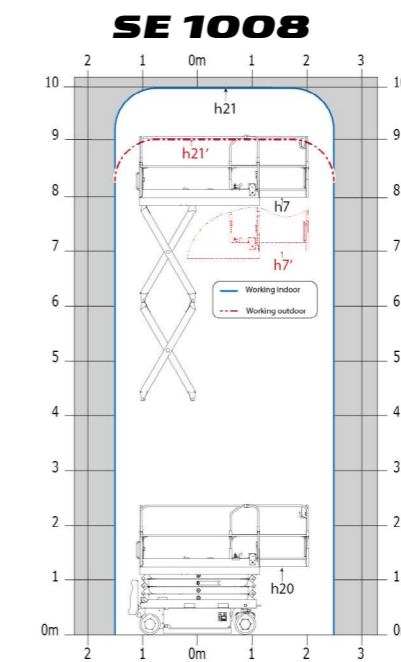
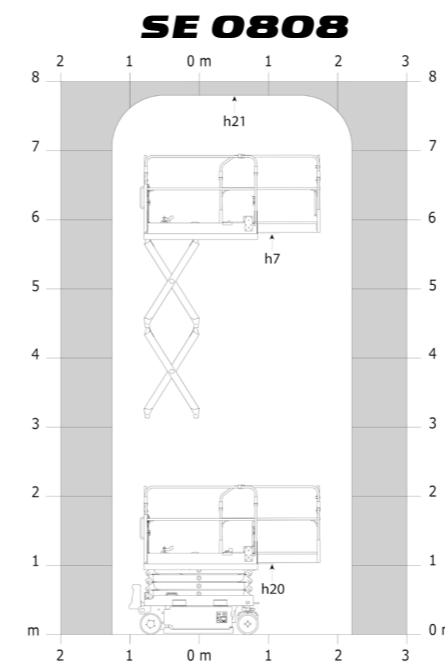


	SE 0808	SE 1008	SE 1212
Basket capacity (kg)	230	230	350
Max. working height (m)	7.8	9.99	11.8
Platform height (m)	5.8	7.99	9.8
Storage height (m)	1.99	1.98	1.88
Machine dimensions (L x W x H)	1.88 x 0.815 x 2.17	2.42 x 0.82 x 2.17	2.43 x 1.17 x 2.53
Basket without extension (L x W)	1.64 x 0.75	2.2 x 0.79	2.2 x 1.15
Basket with extension (L x W)	2.54 x 0.75	3.1 x 0.79	3.1 x 1.15
Ground clearance under chassis (m)	0.05	0.083	0.078
Ground clearance under stabiliser blocks (m)	0.015	0.02	0.015
Inner turning radius (m)	0	0	0
Moving speed (km/h)	4.5	4.5	4.5
Battery power (V/Ah)	4x6 / 185	4x6 / 185	4x12 / 120
Battery type	T105	T105	T1275
Brand	TROJAN	TROJAN	TROJAN
On-board charger (V/A)	24 / 30	24 / 30	24 / 30
Tyres	Solid non-marking tyres	Solid non-marking tyres	Solid non-marking tyres
Weight (unladen) (kg)	1 500	2 200	2 880

Number of operators
For outdoor use, refer to the technical data

Steering wheels & Driving wheels

Maximum slope accessible



How do you recover your machine from the site when the battery is dead?

A reserve of emergency power remains available to load and unload the machine onto a lorry or to take it to the nearest loading point.

How do you provide assistance if there is an issue with the operator?

If the operator feels unwell in the basket, a colleague can use the basic controls to provide assistance. In the event of an electrical failure, the colleague can activate the emergency pull cord to lower the basket and free the operator.

A solution tailored to your needs

Discover a wide range of options. Ask your Manitou partner for advice



Working light
To work at night or in low-light environments.



Socket with differential circuit breaker
Equipment can be plugged into the basket.



Biodegradable hydraulic oil
Helps to protect and preserve our environment.



What's important as a fleet manager is the turnover rate. That's why I need a machine that's easy to maintain and allows me to anticipate maintenance! All this while complying with our safety regulations and being versatile enough to be hired anywhere.

Your dealer



Scan and
find out more at
manitou.com



This publication provides a description of the configuration versions and options for Manitou products, which may differ according to the equipment. The equipment described in this brochure may be standard, optional or not available depending on version. Manitou reserves the right to change the specifications shown and described at any time and without prior warning. The manufacturer is not liable for the specifications given. For more information, contact your Manitou dealer. Non-contractual document. The logos and visual identity of the company are the property of Manitou and may not be used without permission. All rights reserved. The photos and diagrams contained in this brochure are provided for consultation and information only. Manitou BF

SA - Limited company with board of directors - Share capital: 39,547,824 Euros - 857 802 508 RCS Nantes
©Manitou ©Adobe stock